


L - left Phase 3 - Sound Matching **Set 1**


Cut out and match two 'phoneme pictures' which have the same sound as the graphemes on the left.


Stick the 'phoneme pictures' in the boxes below.

There are two 'phoneme pictures' for each grapheme.

You will need:

 a pair of scissors

 a glue stick

 a pencil to write your name...

(at the back/lower left side of this sheet).

R - right 

j		
---	--	--


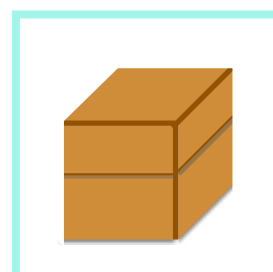



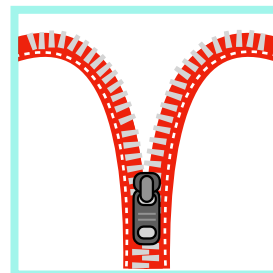

v		
---	--	--

w		
---	--	--

x		
---	--	--

y		
---	--	--

z		
---	--	--




Set 1 Phase 3 - Sound Matching (Answers)

Words labels (to cut and match to the 'phoneme pictures' on page 1) are included below, right...




jeans

jigsaw



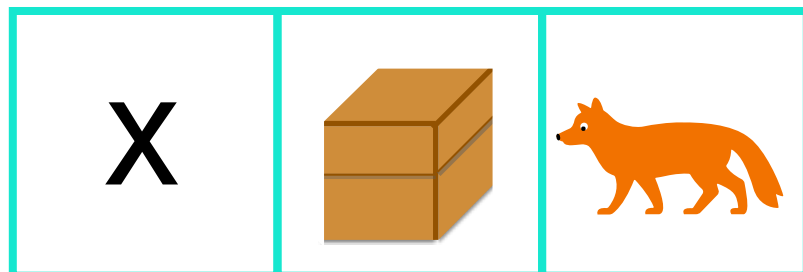
volcano

van



wall

window



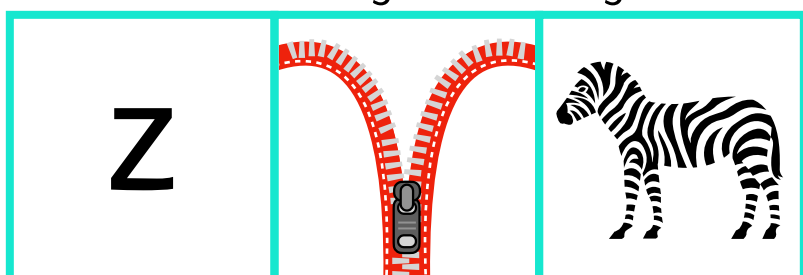
box

fox



yes

yellow



zip

zebra

© www.joannalemon.com



zip	window
box	yellow
yes	fox
wall	zebra
jeans	van
volcano	jigsaw

