


Counting in 10's cards

Print off as many sets as you need. Quality/durability will be best when printed onto 'card' (instead of paper) or print onto paper, back onto card and laminate to keep for longer. Always cut off sharp corners when laminating, to give a safe, smooth 'rounded' edge.

Cut along dots...

Ways to use these cards:

- Shuffle then order cards (once cut up).
- Play 'pairs' (one set needed per person). Shuffle and place cards face down in grid. Take turns to select x2 cards. Players keep their own colour cards to order full set. Other players card colours are returned to grid.
- Use with a 'Counting in 10's - Matching board' (game instruction on the 'Matching boards').






Counting in 10's cards

Print off as many sets as you need. Quality/durability will be best when printed onto 'card' (instead of paper) or print onto paper, back onto card and laminate to keep for longer. Always cut off sharp corners when laminating, to give a safe, smooth 'rounded' edge.

Cut along dots...

Ways to use these cards:

- Shuffle then order cards (once cut up).
- Play 'pairs' (one set needed per person). Shuffle and place cards face down in grid. Take turns to select x2 cards. Players keep their own colour cards to order full set. Other players card colours are returned to grid.
- Use with a 'Counting in 10's - Matching board' (game instruction on the 'Matching boards').









Counting in 10's cards

Print off as many sets as you need. Quality/durability will be best when printed onto 'card' (instead of paper) or print onto paper, back onto card and laminate to keep for longer. Always cut off sharp corners when laminating, to give a safe, smooth 'rounded' edge.

Cut along dots...

Ways to use these cards:

- Shuffle then order cards (once cut up).
- Play 'pairs' (one set needed per person). Shuffle and place cards face down in grid. Take turns to select x2 cards. Players keep their own colour cards to order full set. Other players card colours are returned to grid.
- Use with a 'Counting in 10's - Matching board' (game instruction on the 'Matching boards').



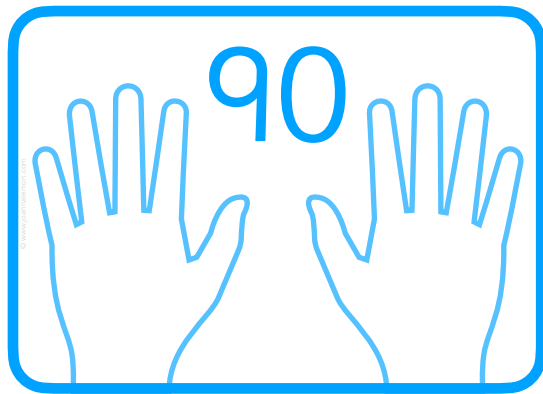







Counting in 10's cards

Print off as many sets as you need. Quality/durability will be best when printed onto 'card' (instead of paper) or print onto paper, back onto card and laminate to keep for longer. Always cut off sharp corners when laminating, to give a safe, smooth 'rounded' edge.

Cut along dots...

Ways to use these cards:

- Shuffle then order cards (once cut up).
- Play 'pairs' (one set needed per person). Shuffle and place cards face down in grid. Take turns to select x2 cards. Players keep their own colour cards to order full set. Other players card colours are returned to grid.
- Use with a 'Counting in 10's - Matching board' (game instruction on the 'Matching boards').








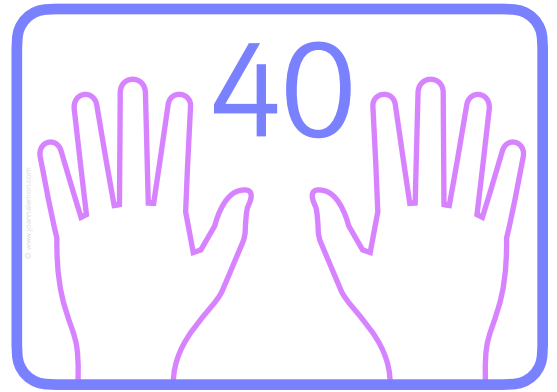


Counting in 10's cards

Print off as many sets as you need. Quality/durability will be best when printed onto 'card' (instead of paper) or print onto paper, back onto card and laminate to keep for longer. Always cut off sharp corners when laminating, to give a safe, smooth 'rounded' edge.

Cut along dots...

Ways to use these cards:

- Shuffle then order cards (once cut up).
- Play 'pairs' (one set needed per person). Shuffle and place cards face down in grid. Take turns to select x2 cards. Players keep their own colour cards to order full set. Other players card colours are returned to grid.
- Use with a 'Counting in 10's - Matching board' (game instruction on the 'Matching boards').




Counting in 10's cards

Print off as many sets as you need. Quality/durability will be best when printed onto 'card' (instead of paper) or print onto paper, back onto card and laminate to keep for longer. Always cut off sharp corners when laminating, to give a safe, smooth 'rounded' edge.

Cut along dots...

Ways to use these cards:

- Shuffle then order cards (once cut up).
- Play 'pairs' (one set needed per person). Shuffle and place cards face down in grid. Take turns to select x2 cards. Players keep their own colour cards to order full set. Other players card colours are returned to grid.
- Use with a 'Counting in 10's - Matching board' (game instruction on the 'Matching boards').



Counting in 10's cards

Print off as many sets as you need. Quality/durability will be best when printed onto 'card' (instead of paper) or print onto paper, back onto card and laminate to keep for longer. Always cut off sharp corners when laminating, to give a safe, smooth 'rounded' edge.

Cut along dots...

Ways to use these cards:

- Shuffle then order cards (once cut up).
- Play 'pairs' (one set needed per person). Shuffle and place cards face down in grid. Take turns to select x2 cards. Players keep their own colour cards to order full set. Other players card colours are returned to grid.
- Use with a 'Counting in 10's - Matching board' (game instruction on the 'Matching boards').

